How do I participate in the Fund the Need?

You can access This is Adventure! Spring Fundraiser & Auction by clicking on the link on our website or the link you received in your emailed invitation. OR type https://rsabid.com into your browser's address field (not the search field), then enter this five-digit code when prompted: **01931**, and click **Go to Event!**

> Once logged in, you will remain so for 24 hours unless you share your account. If you share your account with a spouse or partner, who logs in on a different device, you'll be logged out and will need to log back in to bid.

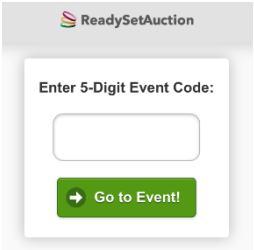

If you have visited our Spring Fundraiser & Auction website previously, you may **Sign In** by typing your email and password. For first time visitors, you will need to **Request an Account**.

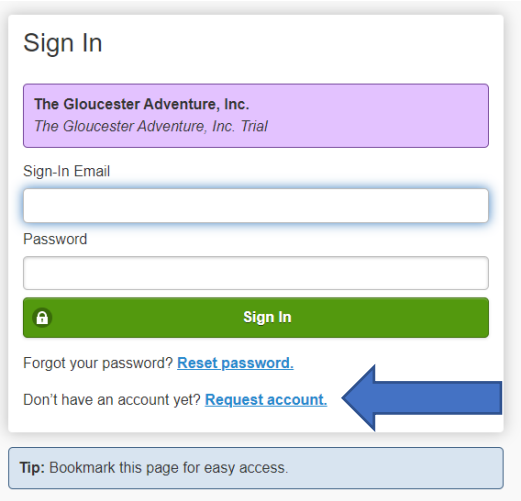

To request an account click this button in the upper right corner of the screen:



Then click the link indicated by the arrow shown here.

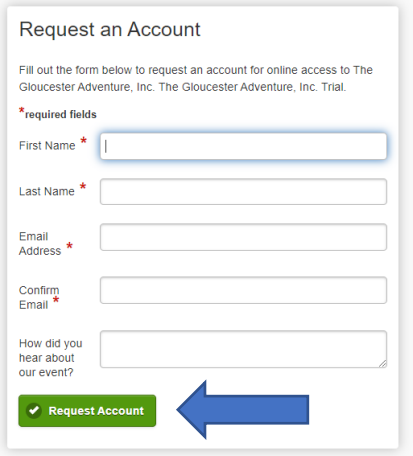

After you have typed in all your information and clicked the green **Request Account** button, a pop-up window will appear, notifying you that you need to complete one more step to activate your account. Ready Set Auction will send you an email with a Create Account button.

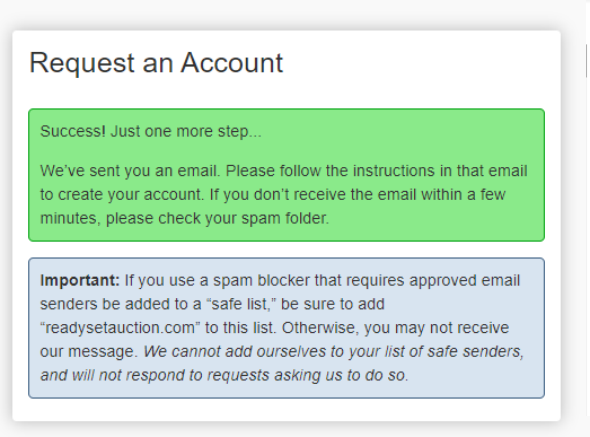

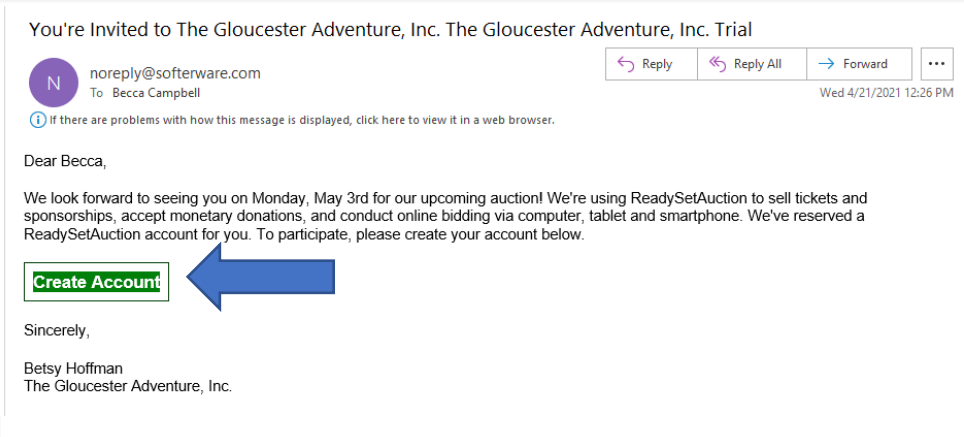

Create your Account

To create your account, fill in your contact info, sign-in information, and select your bidding and notification preferences. You must check "I agree to the terms" and then click on the green Create Account button.

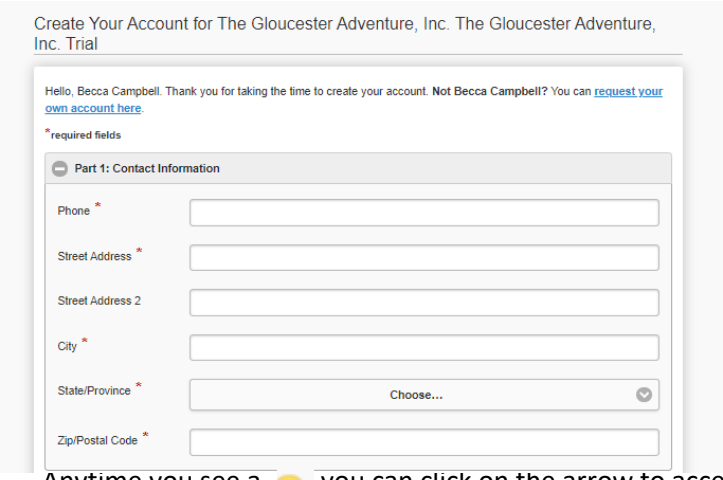

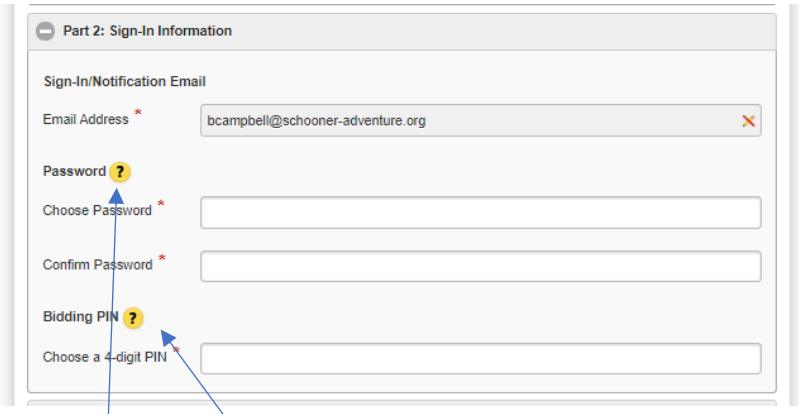

Anytime you see a ? you can click on the arrow to access help.

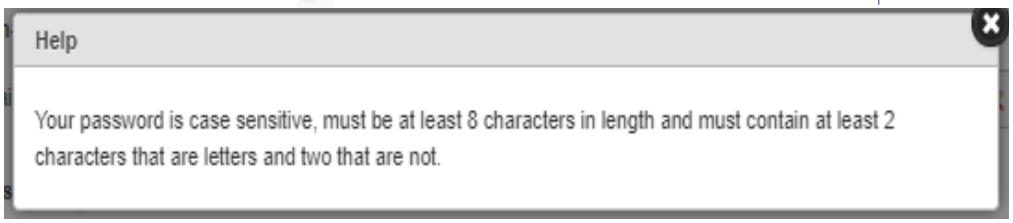

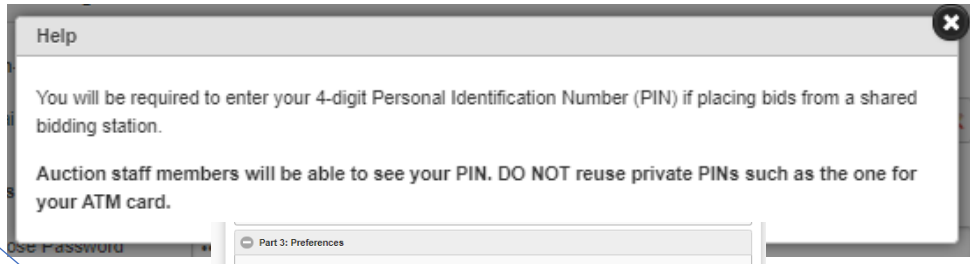

After you have filled out all 3 parts,
You must check "I agree to the terms" box and then click on the green **Create Account** button.
Now that your account is set up, go to the Auction Catalog to view the items, and start bidding

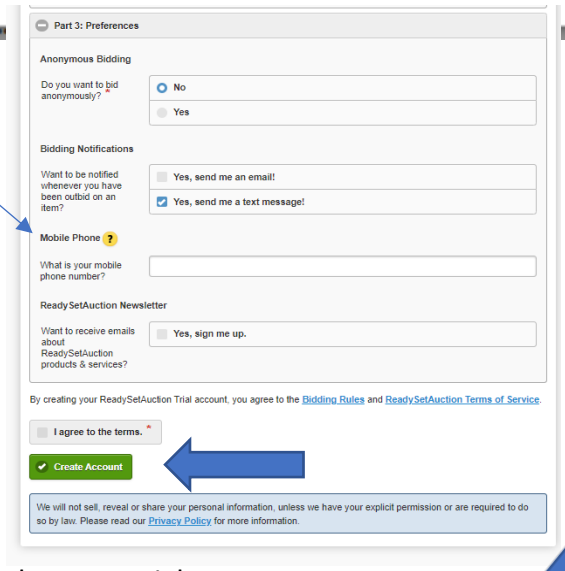

How do I view the auction catalog?
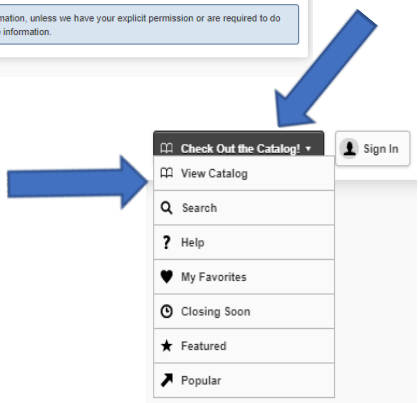
Once you have created your account and signed in, go to the upper right corner of your screen. Place your cursor over Check out the Catalog and a dropdown menu will appear. Click on **View Catalog**